

# ALASKA'S ECONOMY

## Did you know...

Workers in the private sector averaged \$1,050 per week in 2019? Learn more about wage averages in Alaska in this issue of *Alaska's Economy*.



PRSRT STD  
U.S. POSTAGE  
PAID  
ANCHORAGE, AK  
PERMIT NO. 175

First National Bank  
A L A S K A  
P.O. Box 100720  
Anchorage, AK 99510-0720



# ALASKA'S ECONOMY

## It's everyone's business.

MOUHCINE GUETTABI, ASSOCIATE PROFESSOR OF ECONOMICS, INSTITUTE OF SOCIAL AND ECONOMIC RESEARCH AT THE UNIVERSITY OF ALASKA ANCHORAGE, SHARES HIS VIEWS ON THE ALASKA ECONOMY.



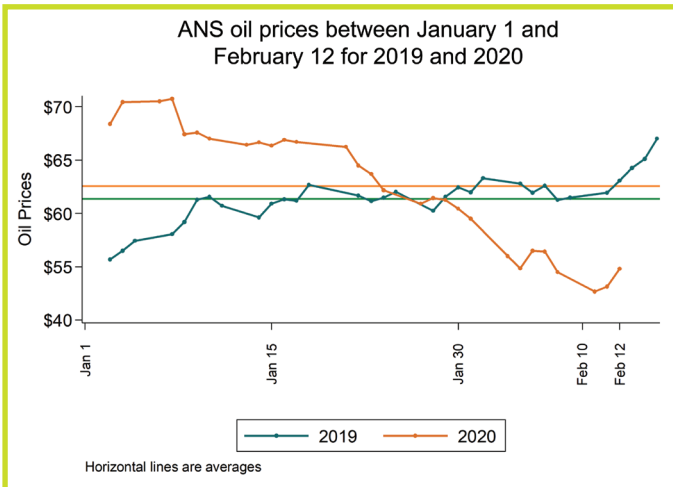
Dear reader:

The spread of COVID-19 has created adverse economic impacts for the nation. It is important to note that both the Alaska and U.S.-based information presented in this report is not reflective of the economic impacts of the COVID-19 as we do not yet have contemporaneous data. Going forward, *Alaska's Economy* will attempt to include high frequency information that better captures the short-term economic consequences of the pandemic.



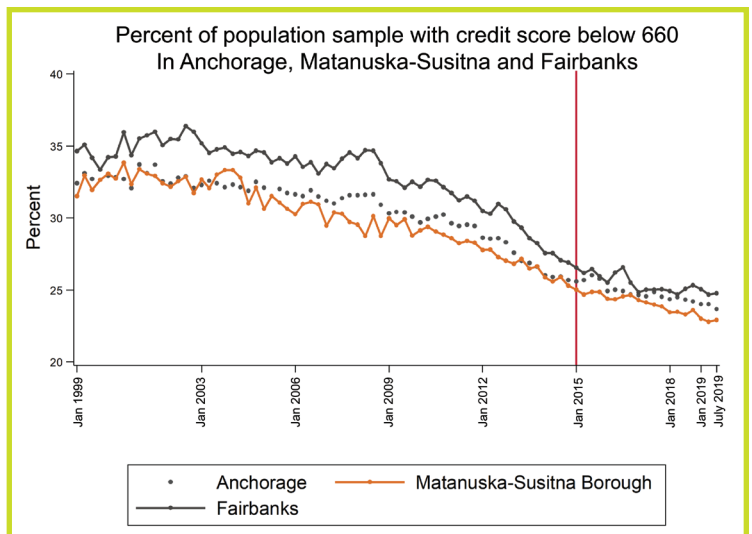
### Alaska North Slope (ANS) oil prices averaged \$62.54 between January 1 and February 12

During the first 43 days of the year, ANS oil prices averaged \$1.20 more than the same period last year. In the first three weeks of January 2020, oil prices averaged almost \$68 but subsequently dropped partially due to international concerns stemming from COVID-19. ▼



### As of July 2019, the share of Alaska residents with a credit score below 660 was 23.6%

Despite the Alaska recession which lasted three years, the share of Alaskans with credit scores below 660 continued to decline in Anchorage, Fairbanks and the Matanuska-Susitna borough. The gap in the share of people with a score below 660 has closed across the three communities in recent years. ▼

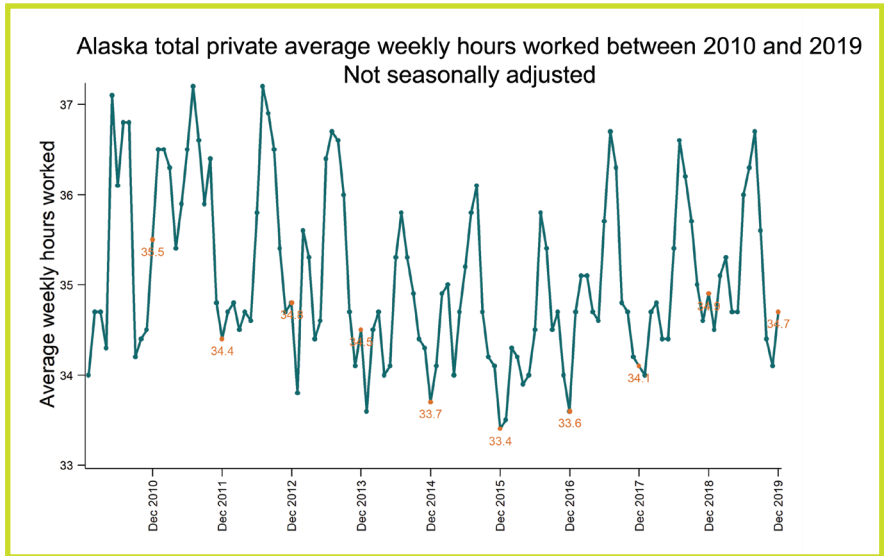


# ALASKA'S ECONOMY



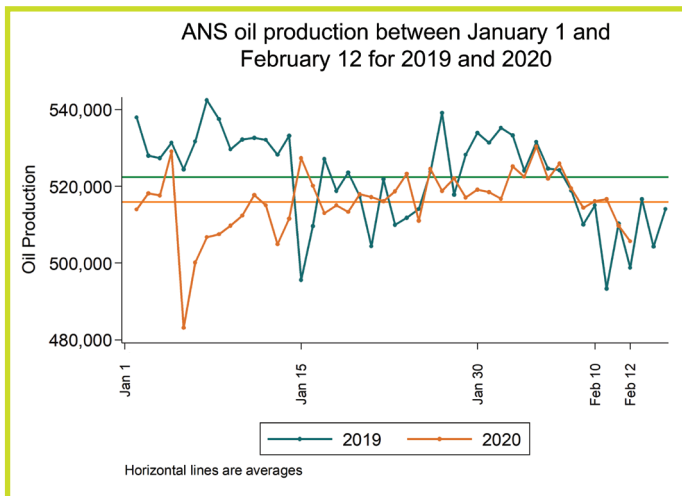
**In December 2019, Alaskans worked an average of 34.7 hours per week**

Alaskans averaged 34.7 hours worked weekly in December 2019 which is slightly lower than the levels recorded in 2018. However, the hours worked are still almost an hour greater than in 2015 and 2016 when the average was 33.5 hours per week. The increased average hours worked is a good sign for the continued economic recovery. ▶



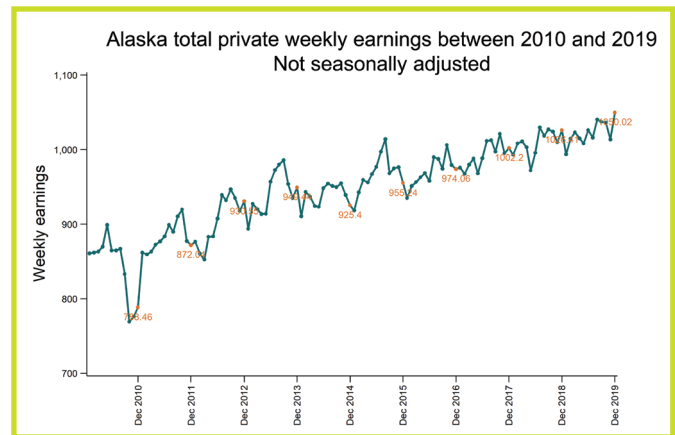
**Oil production averaged 515,960 barrels per day between January 1 and February 12**

Oil production in the first six weeks of 2020 averaged 6,471 fewer barrels per day than the same period in 2019. ▼



**In December 2019, average weekly earnings for workers in the private sector were \$1,050**

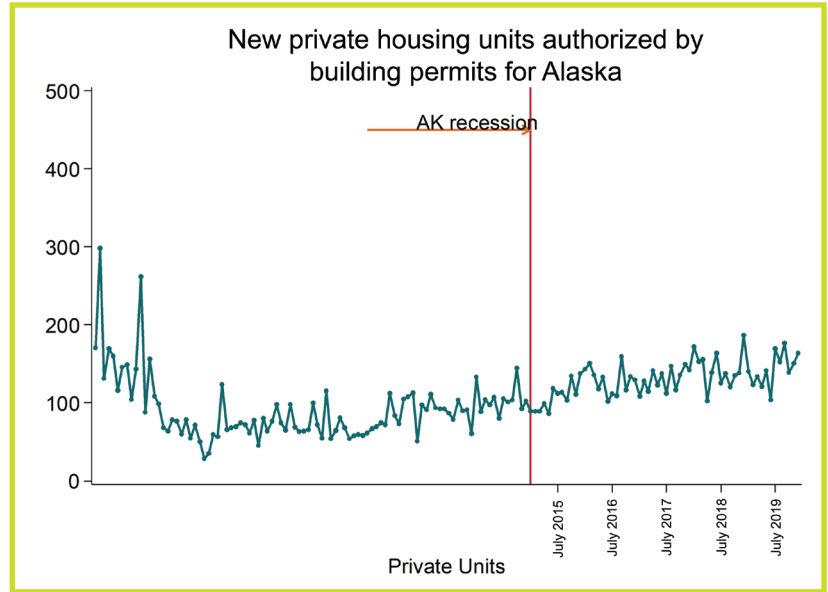
Workers in the private sector in 2019 averaged \$1,050 per week which is \$24 above the average level recorded in December 2018. These weekly earnings indicate that the average yearly wage in Alaska was \$50,400. ▼





### Alaska had 163 new privately owned housing units authorized in December 2019

In 2019, Alaska averaged 142 privately owned authorized housing units per month. That level of authorization is nearly identical to 2018. From the graph, it is also clear that the levels were largely stable even during the worst portion of the Alaska recession. ▶



### Alaska's not-seasonally adjusted unemployment rate was 6.1% in December 2019, 0.4 percentage points below December 2018

Alaska's unemployment rate has declined over the last year partially due to improving economic conditions but also due to the decline in labor force participation. There are considerable differences in the unemployment rate across the state with the lowest rate in Juneau at 4.4% and the highest in the Denali Borough at 19.9%. ▼

